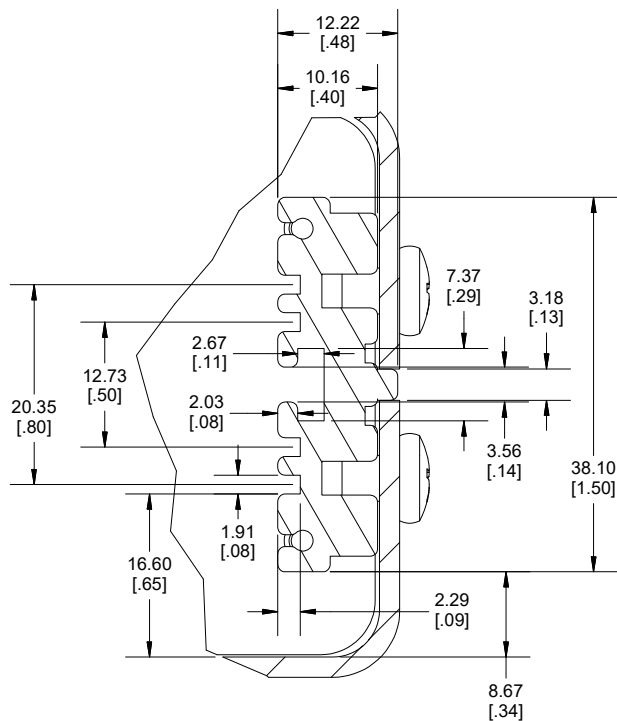
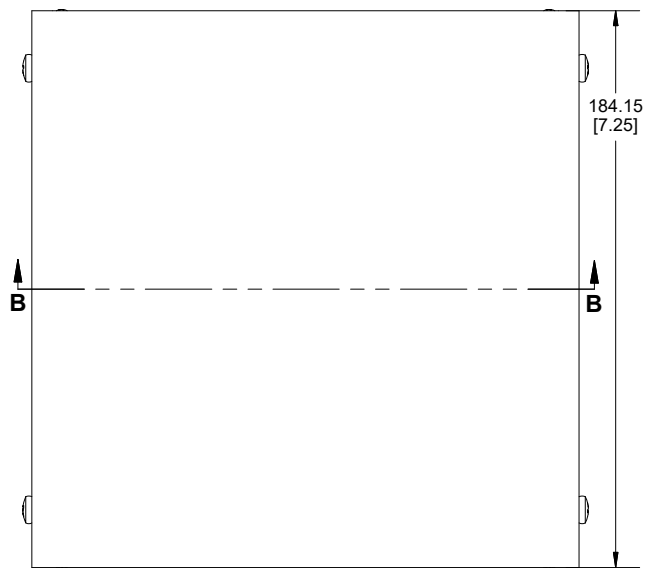
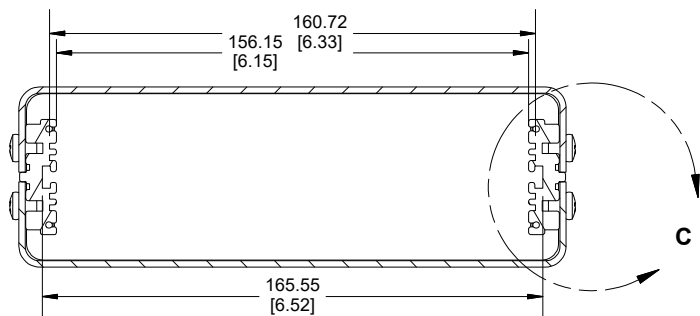


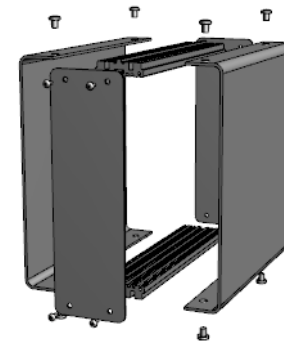
SECTION A-A



DETAIL C
SCALE 1.3



SECTION B-B



Enclosures can be Factory Modified (Milling, Drilling, Printing etc.)
Contact Factory (modshop@hammfg.com) for quotes
Solid models of this enclosure available in .stp or .x_t
(Part number and text placement/orientation on our products are subject to change,
we do not recommend using them as a locating reference for modification purposes)

NOTE

Purchased assembly includes base, cover, end panels, extrusions, cover screws, panel screws and rubber feet.

Recommended Cover screw torque -- 14-15 lbf-in (160-170 cN-m)

1402

1402D Regular Enclosure

BASE: 12 ga. Aluminum (beige) (Pkg 2)

PANEL: 14 ga. Aluminum (natural) (Pkg 2)


Extrusion: Aluminum (natural) (Pkg 2)

Cover screws: (#10-32 X 1/4" self tap) (Pkg 8)

Panel screws: (#4-24 X 1/4" self tap) (Pkg 18)

Self Adhesive Rubber feet (Pkg 4)

Dimensions:
mm
[inches]



**HAMMOND
MANUFACTURING.**

1402D

www.hammondmfg.com